

---

# ZIPRISK PROJECT: INTERACTIVE MAPPING TOOL USED TO HIGHLIGHT AT-RISK CHILDREN

PRESENTED AT COMMUNITY INDICATORS CONSORTIUM | SEPTEMBER 26, 2016

Dana Booker, Ph.D.  
Director of Research  
[dana@texprotects.org](mailto:dana@texprotects.org)



# About TexProtects

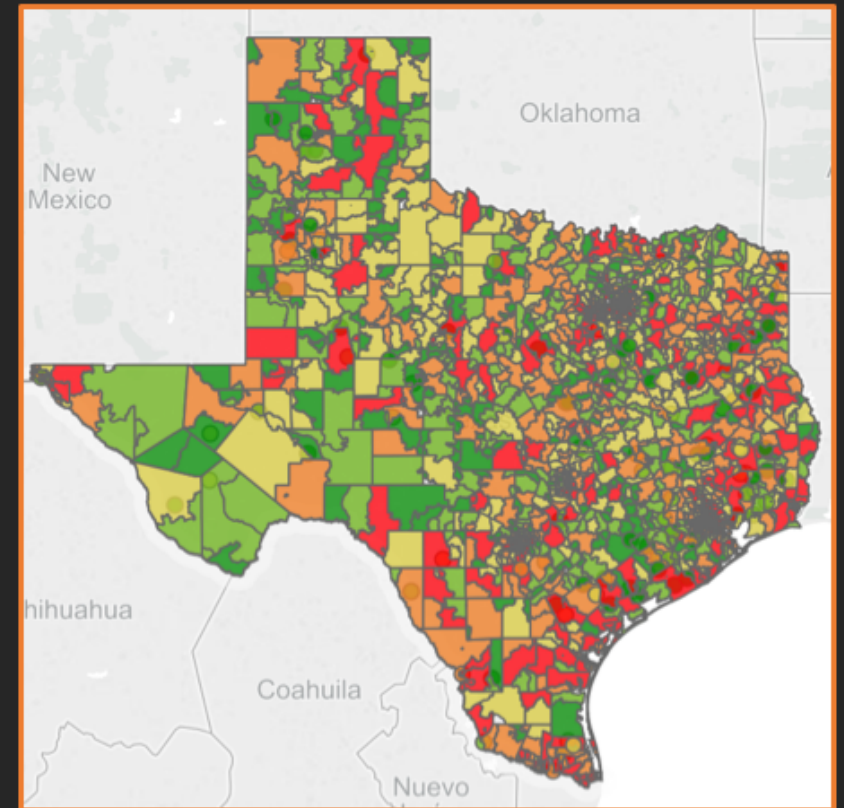
*Our mission is to reduce and prevent child abuse and neglect through research, education and advocacy. We effect change by organizing and educating our members to advocate for increased investments in evidence-based child abuse prevention programs, CPS reforms, and treatment programs to heal abuse victims.*

- Membership-based Statewide Advocacy Organization
  - **9,200 +** members statewide
- Advocate on behalf of abused and neglected children in 3 core areas:
  - Investments in proven Child Abuse Prevention programs
  - Improvements to Child Protective Services and systems that impact abused children
  - Improvements to programs that heal victims

Over the past 11 years, TexProtects has led and/or assisted the passage of **41 bills**, including 3 omnibus bills, and has secured over **\$105 million in state funds for evidence-based home visiting services.**

# TexProtects' 2016 Texas Child Maltreatment Interactive *ZipRisk* Map

A comprehensive child abuse and neglect assessment tool to **identify high risk zip codes** across Texas.



IN COLLABORATION WITH:



AllianceData.

EPSILON

DATA SOURCES:

United States Census Bureau  
Texas Department of Family and Protective Services  
Texas Department of State Health Services

# ZIPRISK PROJECT IDENTIFICATION

- **Goal:** To provide legislators, funders and service providers critical information to make targeted budget, donor and resource investment decisions in the highest risk, least resourced areas of the state to improve the lives of Texas children and families.
- **Stakeholders:** TexProtects, legislators, budget staff, comptrollers office, foundations, corporate and individual philanthropists, service providers, researchers, and other child advocates.

# ZIPRISK PROJECT: DATA

Data was analyzed using 5 child maltreatment indicators, from multiple resources, for all **2,597** Texas zip codes.





**TexProtects**

The Texas Association for the Protection of Children

Contact Us  Connect With Us    

HOME

ABOUT US

POLICY

RESEARCH

COLLABORATIONS

GET INVOLVED

DONATE

[www.texprotects.org/map](http://www.texprotects.org/map)

## TexProtects' ZipRisk Project

TexProtects has analyzed ZIP code level data from the U.S. Census Bureau, Texas Department of Family and Protective Services, and the Texas Department of State Health Services to develop a comprehensive child abuse and neglect risk assessment and ranking for all Texas zipcodes through the use of substantiated child maltreatment, child abuse and neglect related fatalities, teen birth, substance abuse, and child poverty rates. This interactive tool is meant to be a resource to community providers, decision makers, advocates, and the public-at-large to demonstrate the quantifiable need for more targeted investments in child abuse and neglect prevention services in Texas and to bring about more data-driven policies.

ZipRisk Map | Support Services | Comparison Graphs

County Filter

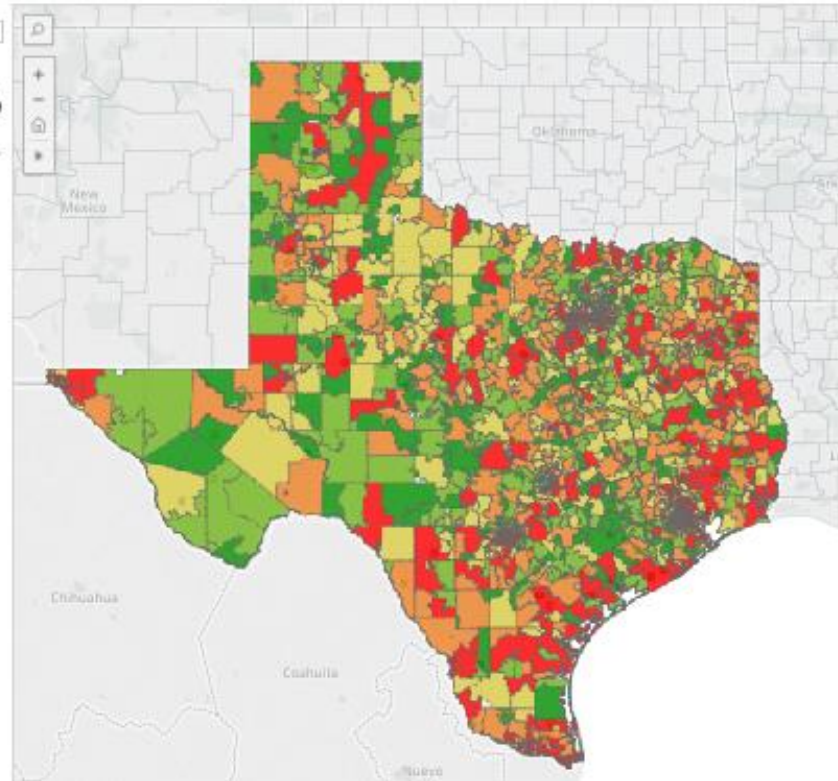
(All)

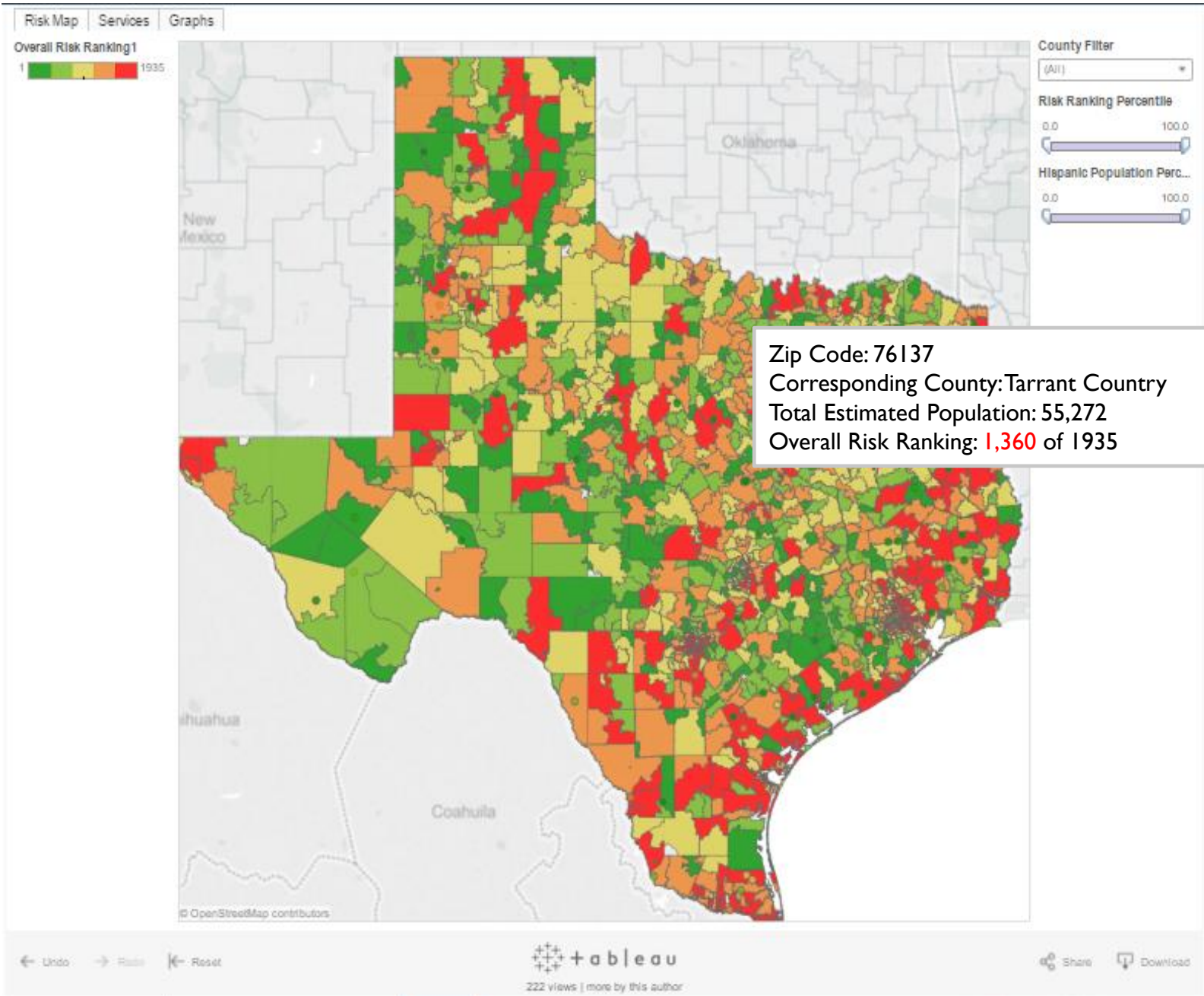
Risk Ranking Percentile

0.0 100.0

Overall Risk Ranking

1 1,525

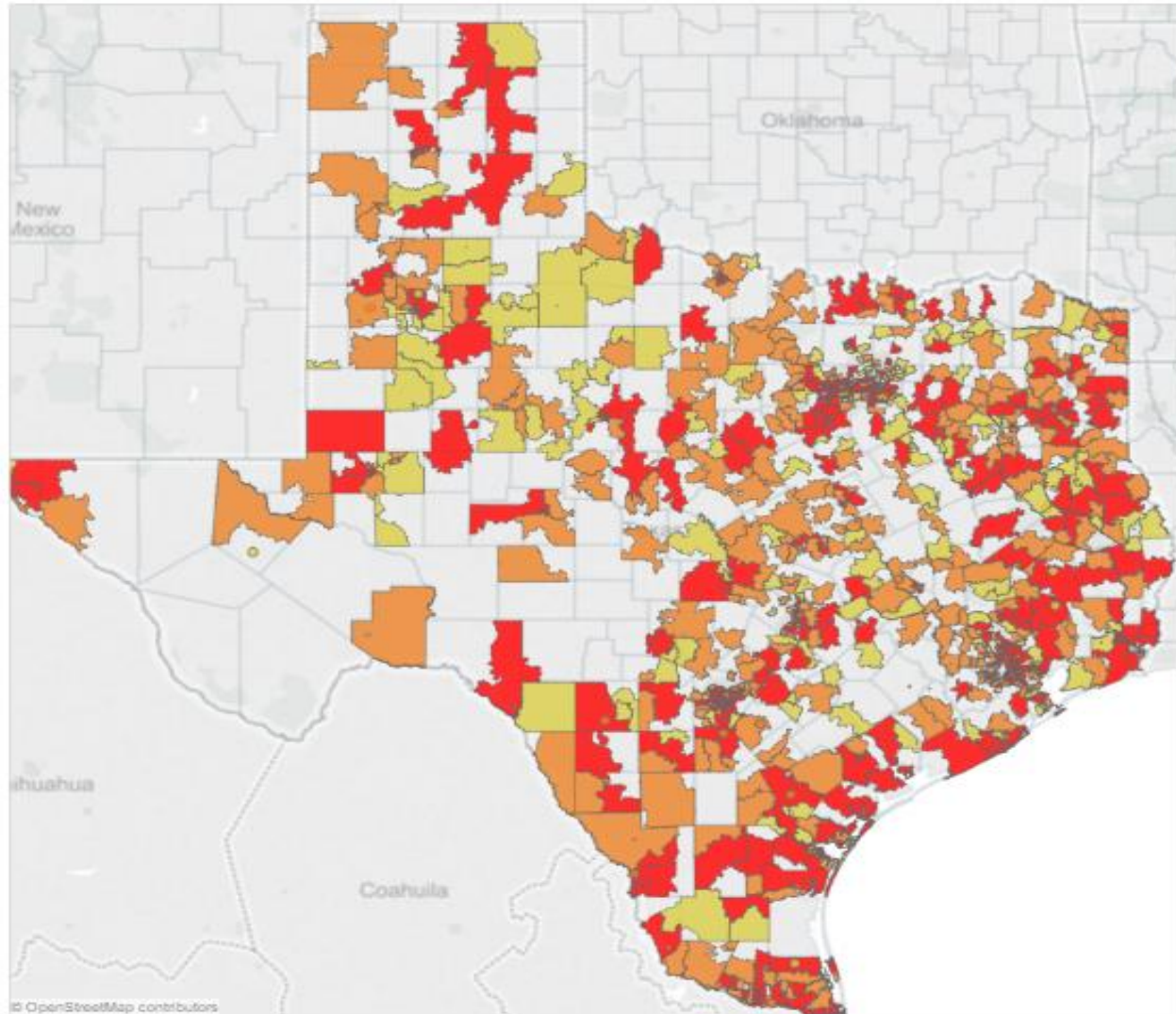






Risk Map Services Graphs

Overall Risk Ranking1  
1 1935



County Filter  
(All)

Risk Ranking Percentile  
50.00 100.00

Hispanic Population Perc...  
0.0 100.0

Risk Ranking Percentile

0.0 100.0

Undo Redo Reset



County Filter

Dallas County

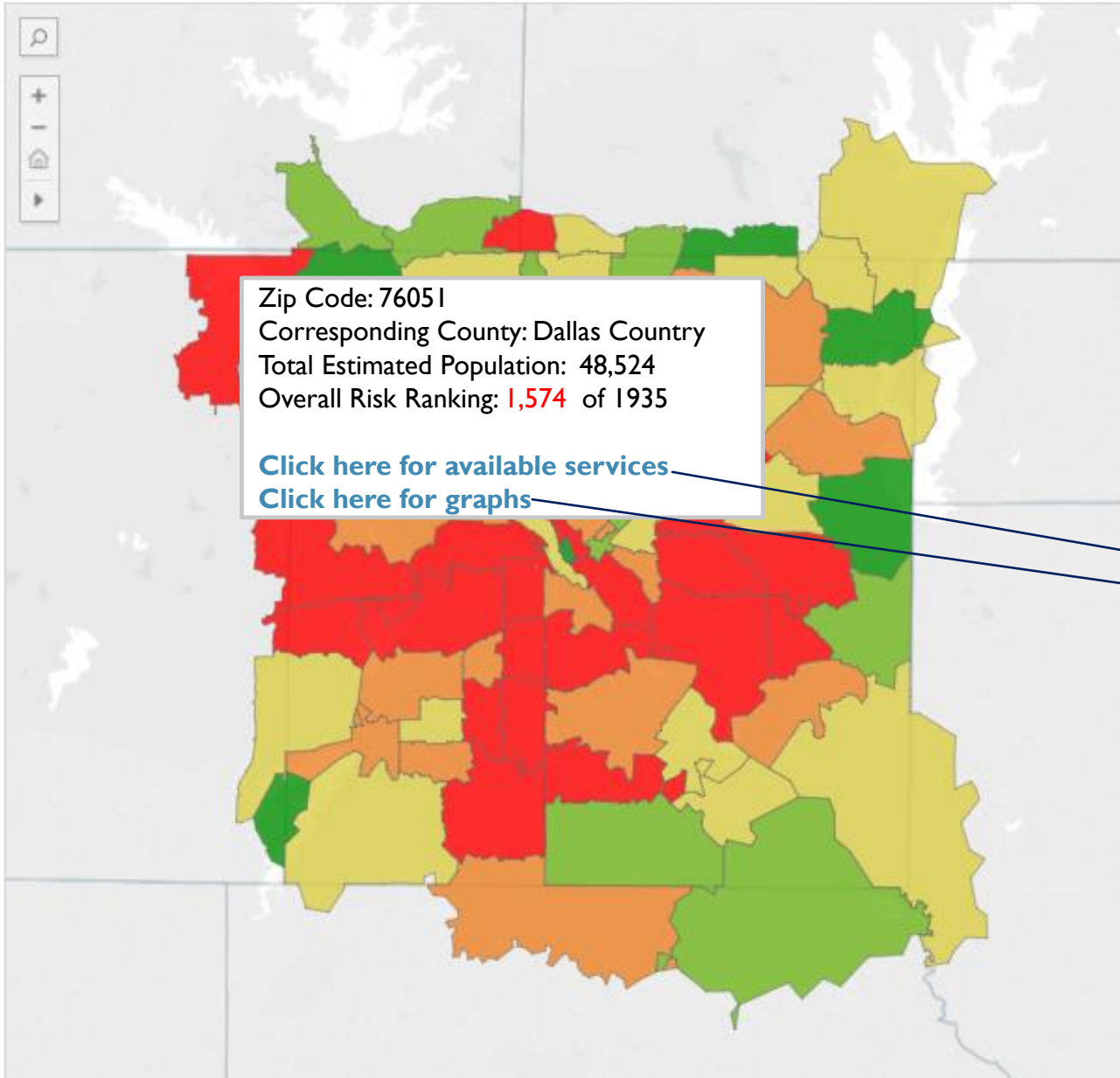
Risk Ranking Percentile

0.0 100.0

0 100

Overall Risk Ranking

100 1,921



# Dallas County

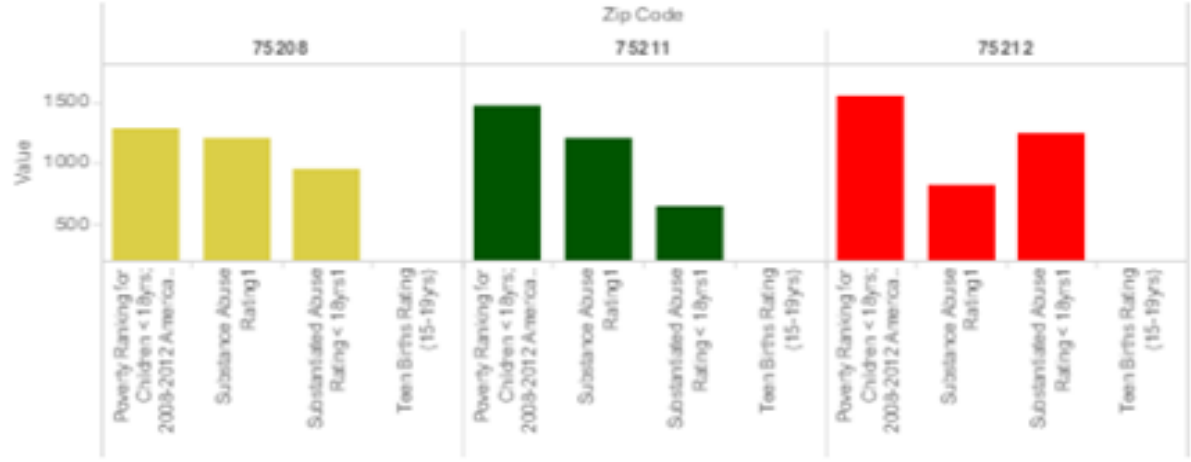
Click to access the services and graphs for this zip code.

# Support Services

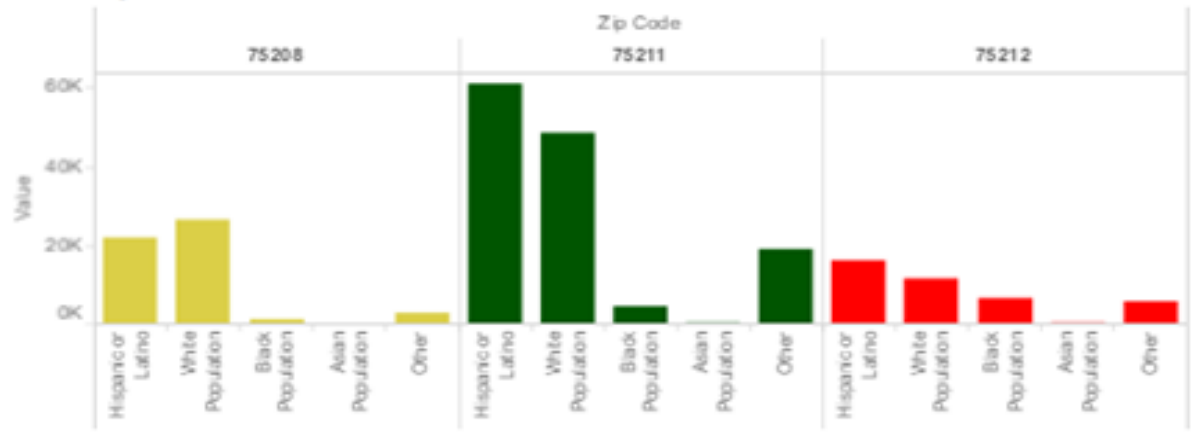
- Basic Needs
- Child Care
- Domestic Violence
- Fatherhood Engagement
- Health Services
- Home Visiting
- Parent Education
- Substance Abuse
- Women, Infants & Children
- Workforce Development



### Risk Rankings



### Ethnicity/Race



### Overall Risk Ranking



### Zip Code

75212 [Dropdown Menu]

Bar Graphs depict the individual risk indicators.

# IMPACT

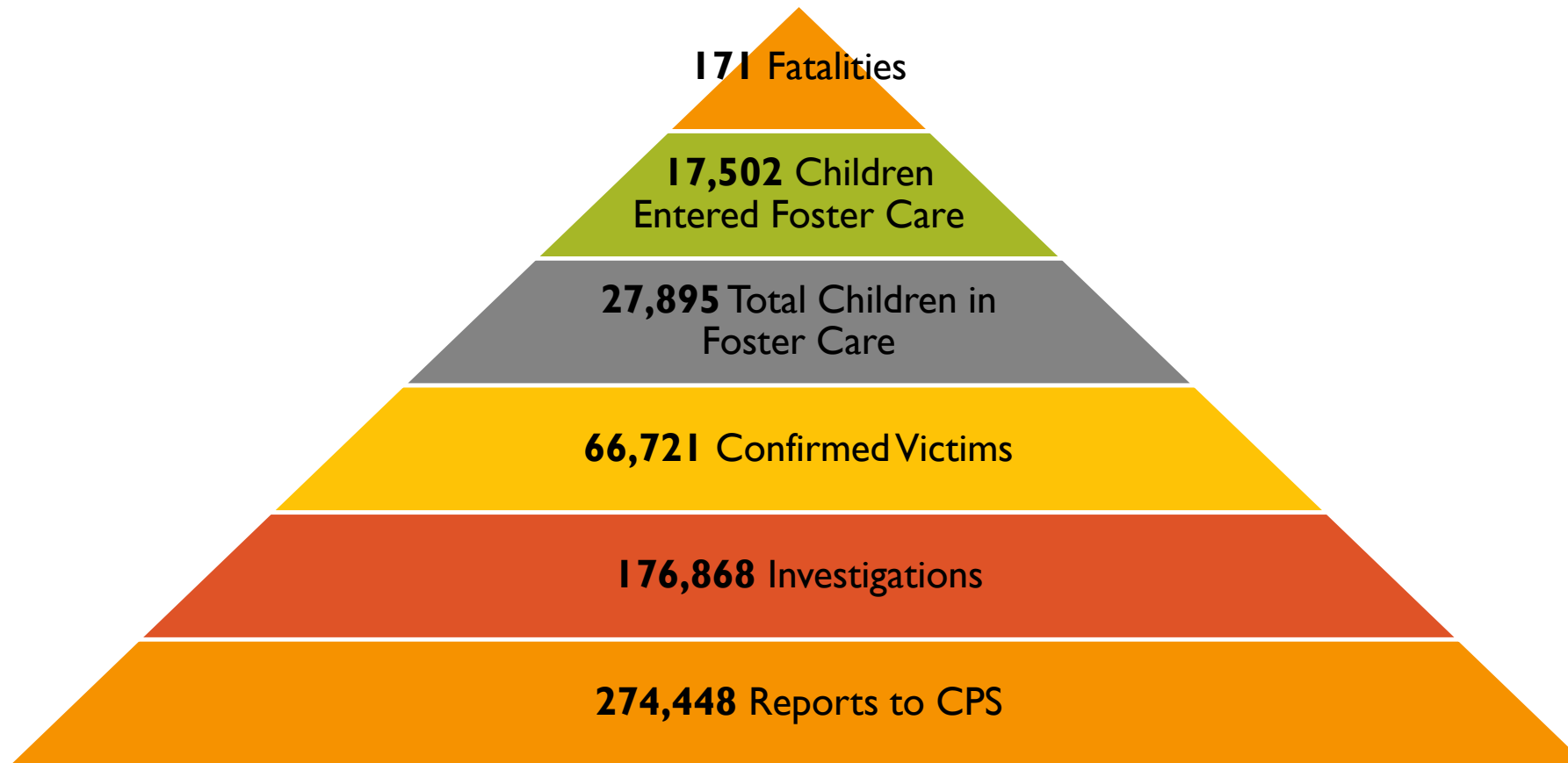
## Short-term Impact

- Texas Legislators and staff
- Community leaders and partners
- CPS staff
- Media
- Other State non-profit

## Long-term Impact

- Expand the support services to other counties across Texas
- Add military family services
- Send out a brief survey to measure impact
- ???

# 2015 Statewide Snapshot



# SPONSOR & PARTNERSHIP



AllianceData®

EPSILON®



---

# QUESTIONS? CONTACT ME!

**Dana Booker, Ph.D.**

**Director of Research**

**[dana@texprotects.org](mailto:dana@texprotects.org)**

**214-442-1635**

**Dallas, Texas**