



The City Health Dashboard: City-level measures of health, health determinants and equity to foster population health improvement

Shoshanna Levine, DrPH
Department of Population Health
NYU School of Medicine

September 18, 2018

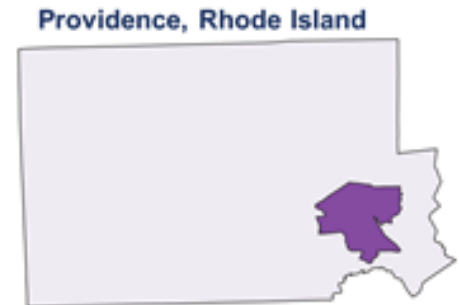
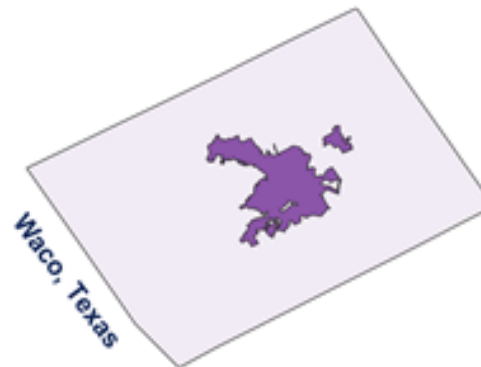
Support
provided by



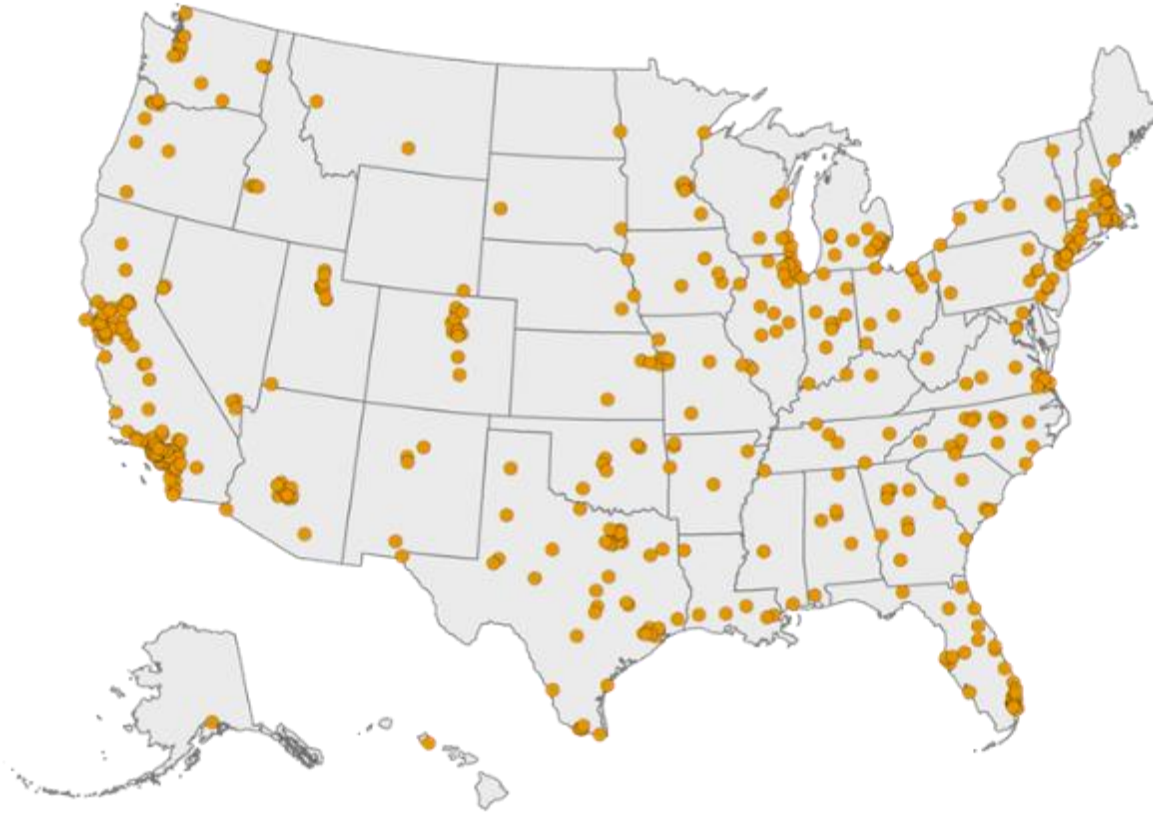
Robert Wood Johnson
Foundation

Why city- and community-level data?

- Where (much) change happens
- Geographic specificity



City Health Dashboard: *Empowering Cities To Create Thriving Communities*



36 measures of health, the factors that shape health, and the drivers of health equity to guide local solutions for 500 U.S. cities

End-User Collaboration: *Creating An Easy-To-Use, One-stop Resource*

- Measure selection
- Website development
- Initial implementation and user testing



ICMA

NLC NATIONAL
LEAGUE
OF CITIES

CITIES STRONG TOGETHER



Measure Selection Criteria

- National datasets
- Rigorous methods underlying original data collection
- Reflect public health priorities
- Amenable to city-level intervention
- Updated regularly
- Balanced across 5 over-arching domains

Measures by Category

CLINICAL CARE

• Prenatal care	NVSS
• Primary care physicians	AMA
• Preventive services	500 Cities (BRFSS)
• Dental care	500 Cities (BRFSS)
• Uninsured	500 Cities (BRFSS)

HEALTH BEHAVIORS

• Teen births	NVSS
• Smoking	500 Cities (BRFSS)
• Binge drinking	500 Cities (BRFSS)
• Physical inactivity	500 Cities (BRFSS)

PHYSICAL ENVIRONMENT

• Air pollution - particulate matter	ALA
• Park access	ParkServe®
• Walkability	WalkScore®
• Limited access to healthy foods	USDA
• Housing with potential lead risk	ACS
• Lead exposure risk index	ACS

HEALTH OUTCOMES

• Breast cancer deaths	NVSS
• Premature deaths (all causes)	NVSS
• Cardiovascular disease deaths	NVSS
• Low birthweight	NVSS
• Colorectal cancer deaths	NVSS
• Obesity	500 Cities (BRFSS)
• Diabetes	500 Cities (BRFSS)
• High blood pressure	500 Cities (BRFSS)
• Frequent physical distress	500 Cities (BRFSS)
• Frequent mental distress	500 Cities (BRFSS)
• Opioid overdose deaths	NVSS

SOCIAL AND ECONOMIC FACTORS

• Absenteeism	NCES/Civil Rights
• Third-grade reading proficiency	State data
• High school graduation	State data
• Children in poverty	ACS
• Income inequality	ACS
• Neighborhood racial/ethnic segregation	ACS
• Racial/ethnic diversity	ACS
• Housing cost, excessive	ACS
• Unemployment	ACS
• Violent crime	UCR

Demo

www.cityhealthdashboard.com

Early uptake

- Waco, TX

Prosper WACO

Community health workers used Dashboard data to pinpoint leading health and social service needs in their individual catchment areas to target programming and services to residents

- Providence, RI

Healthy Communities Office

Focused attention on identifying barriers and opportunities for increased walking and biking for grant to improve street safety and physical activity among residents in specific neighborhoods.

A Powerful Tool for Change

- Illuminate health and social determinant drivers at city and neighborhood levels
- Foster priority-setting: where & on what to focus
- Explore relationship of determinants and health outcomes
- Filter to find peer comparison cities
- Identify best practices and resources for driving change across communities

Tailored support for specific goals or initiatives


- City-level, regional or issue-oriented efforts
 - Linking to local, administrative, and other data sources
 - Supplemental, customized analyses
 - Additional geographic breakdowns & disaggregations
 - User-driven visualizations (charts, graphs, maps, etc.)



Select a Metric

Data Availability:

 City Level Only

 Census Tract Maps

 Demographic Groups

Social and Economic Factors

SHOW
▼

Physical Environment

SHOW
▼

Health Behavior

SHOW
▼

Health Outcomes

SHOW
▼

Clinical Care

HIDE
▲

Dental Care ⓘ

SELECT



Prenatal Care ⓘ



Preventive Services ⓘ



Primary Care Physicians ⓘ



Uninsured ⓘ



Behavioral Healthcare Providers ⓘ



Stay in touch

▪ *Follow Us*

- Twitter: @CityHealthData
- Facebook: @CityHealthData

▪ *Email Us*

- info@cityhealthdashboard.com



Support
provided by



Robert Wood Johnson
Foundation



Questions?