



THE POLIS CENTER AT IUPUI

Indianapolis: Improving Measures of Domestic Violence

Sharon Kandris, Associate Director



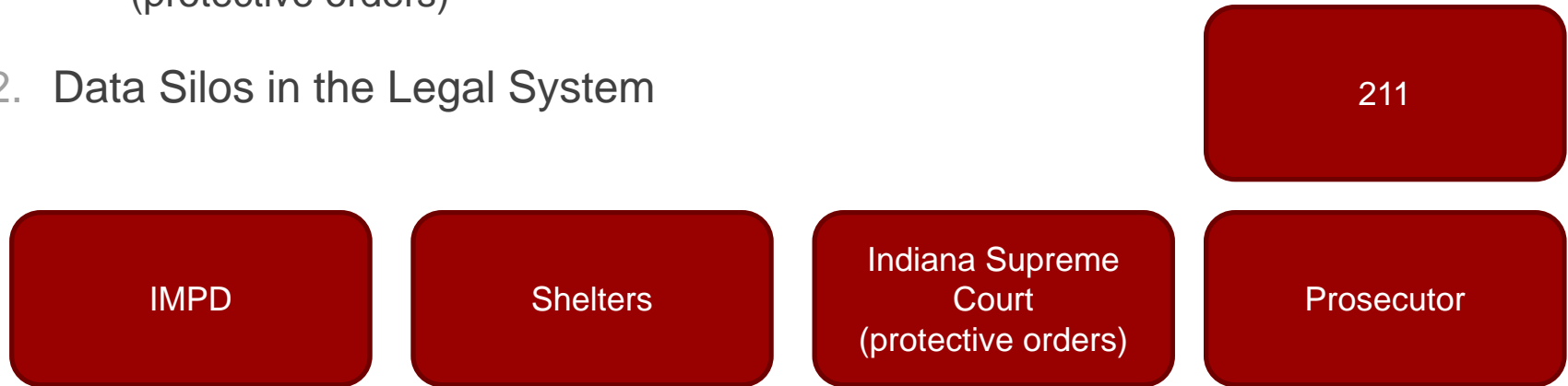


Challenge: Difficulty Assessing State of Domestic Violence in Marion County, IN

1. Lack of Data about Domestic Violence

- 2011 – reports from 211 calls and limited data from prosecutor's office (protective orders)

2. Data Silos in the Legal System





Our Approach

A group of partners already working together...

- Domestic Violence Network
- Julian Center (A DV Shelter)
- IMPD
- Marion County Prosecutor's Office

Partners wanted to know...

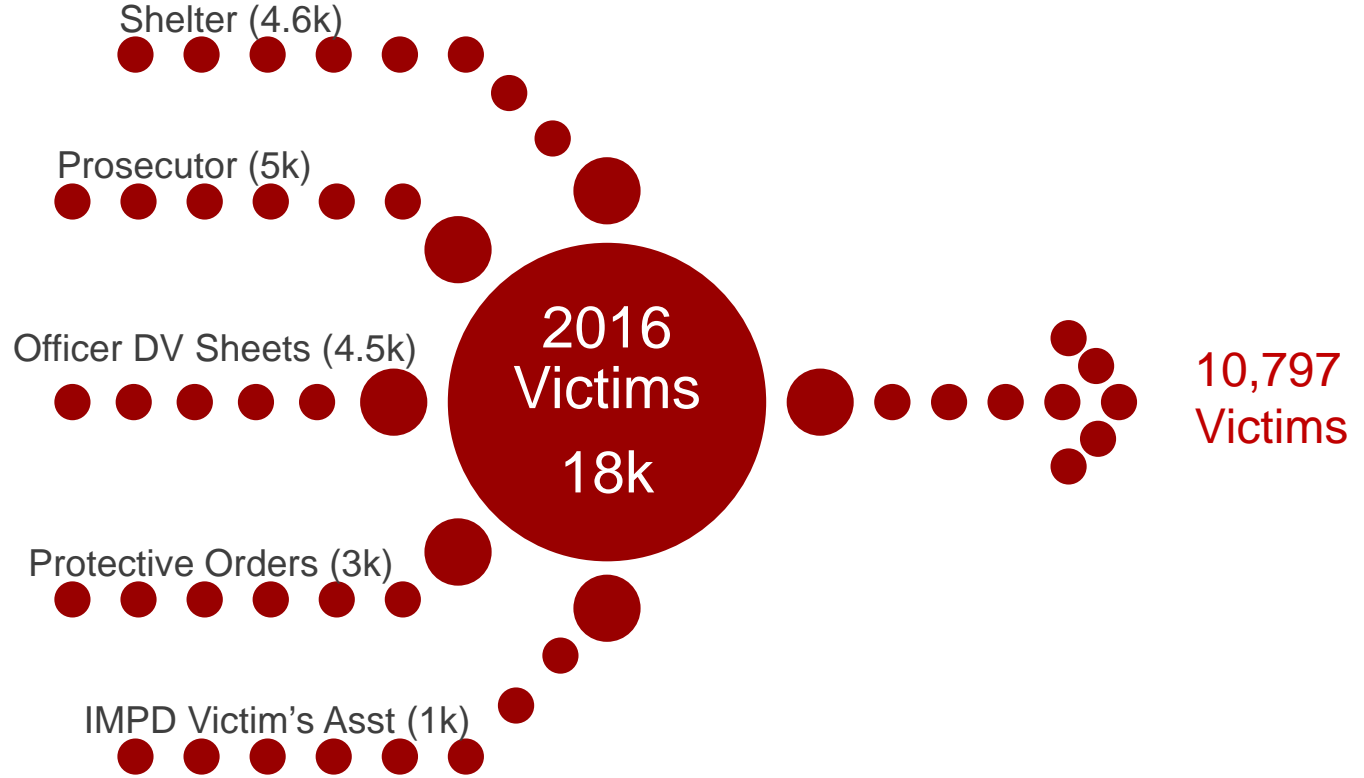
1. Can we integrate data and match people across databases in the legal system?
2. What can we learn from the integrated data?





Matching and De-duplicating List of People

We integrated and matched 8.2 million records from 2007-2016





Results:

**The State of Domestic Violence
in Marion County, IN**



Domestic Violence
in the
Criminal Justice System
Marion County, IN

April 2014



An Update on Domestic Violence
in the
Criminal Justice System
Marion County, IN

November 2014



**An Update on
Domestic Violence in the
Criminal Justice System
Marion County, IN**

January, 2018



IUPUI





Domestic Violence Dashboard

Click to filter victims and perpetrators

REPORTED GENDER



REPORTED RACE



REPORTED AGE



Based on self-reported and police-reported demographics. Not everyone fits easily into these classifications. We use the classifications provided by the data sources

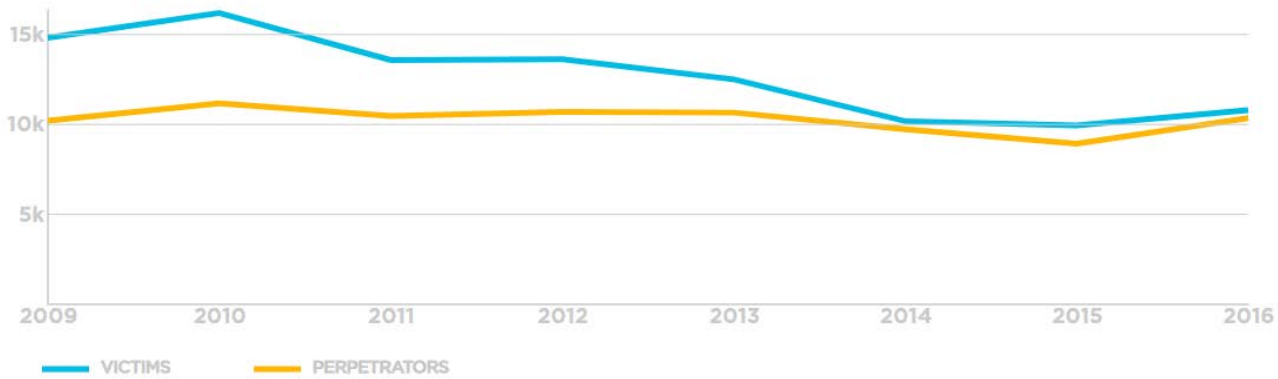
ESTIMATED VICTIMS
IN CRIMINAL JUSTICE SYSTEM IN 2016

10,797

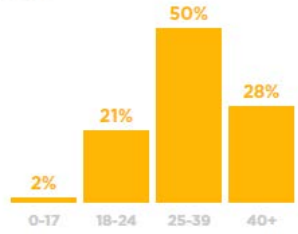
ESTIMATED PERPETRATORS
IN CRIMINAL JUSTICE SYSTEM IN 2016

10,362

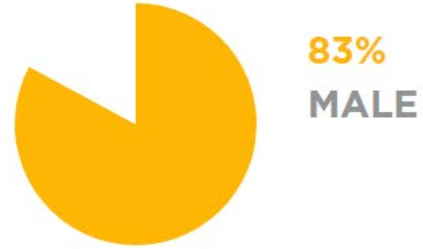
ESTIMATED UNIQUE VICTIMS AND PERPEPRATORS
IN CRIMINAL JUSTICE SYSTEM OVER TIME



PERPETRATORS BY AGE
2016



PERPETRATORS BY GENDER
2016





Domestic Violence Dashboard

Click to filter victims and perpetrators

REPORTED GENDER



REPORTED RACE



REPORTED AGE



Based on self-reported and police-reported demographics. Not everyone fits easily into these classifications. We use the classifications provided by the data sources

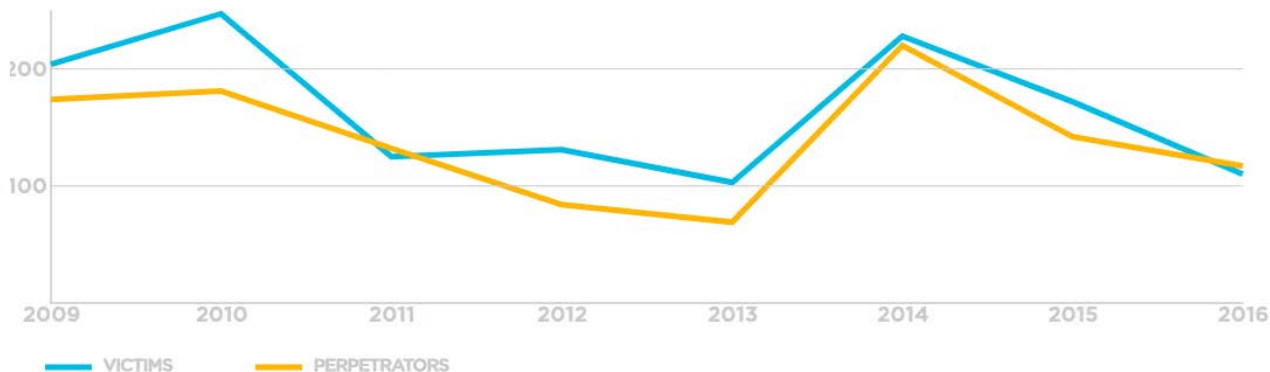
ESTIMATED **VICTIMS**
IN CRIMINAL JUSTICE SYSTEM IN 2016

110

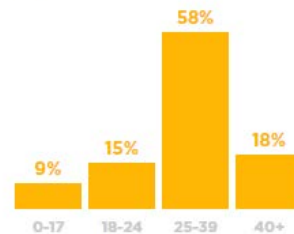
ESTIMATED **PERPETRATORS**
IN CRIMINAL JUSTICE SYSTEM IN 2016

117

ESTIMATED UNIQUE VICTIMS AND PERPEPRATORS
IN CRIMINAL JUSTICE SYSTEM OVER TIME



PERPETRATORS BY AGE
2016



PERPETRATORS BY GENDER
2016





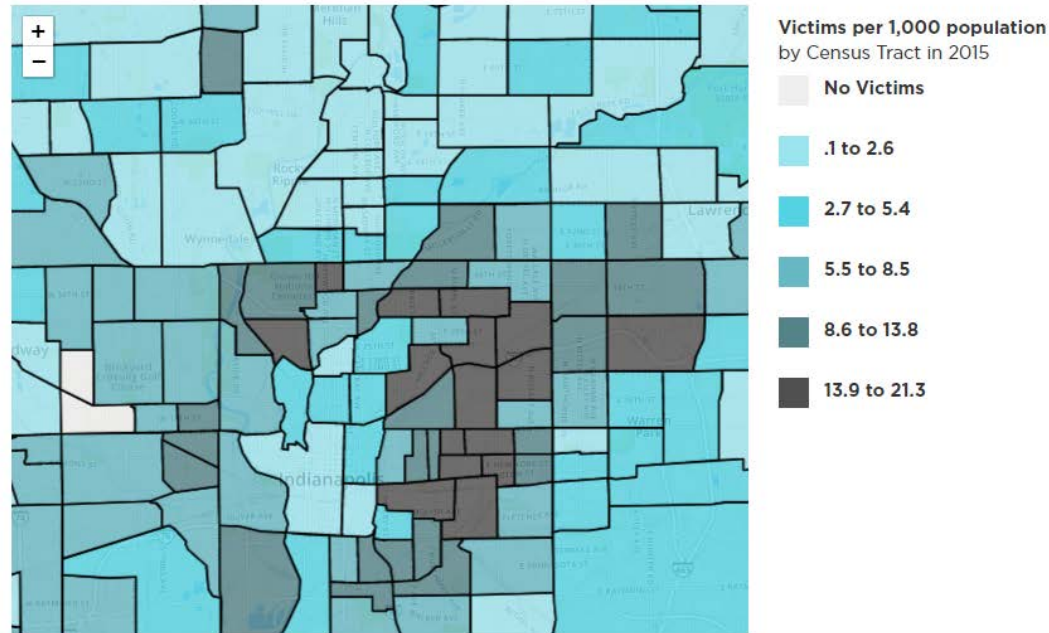
Domestic Violence Dashboard

Where Does Domestic Violence Occur?

Sources: The Julian Center, American Community Survey via SAVI

[Copy Source](#) [Learn More](#)

The Julian Center analyzes police reports, determines incidents that are domestic violence cases, and reaches out to the victims of those cases. This map is based on the home location of those victims. Home addresses are mapped to a census tract. Data is displayed as a rate, based on the population of each census tract. This only includes victims from incidents that were reported to the police.





Domestic Violence Dashboard

NUMBER OF DOMESTIC VIOLENCE CALLS 2016

2,706

NUMBER OF REFERRALS BY TYPE OF NEED FOR DOMESTIC VIOLENCE CALLERS 2016



NUMBER OF DOMESTIC VIOLENCE CALLS 2016

146

Latino Callers

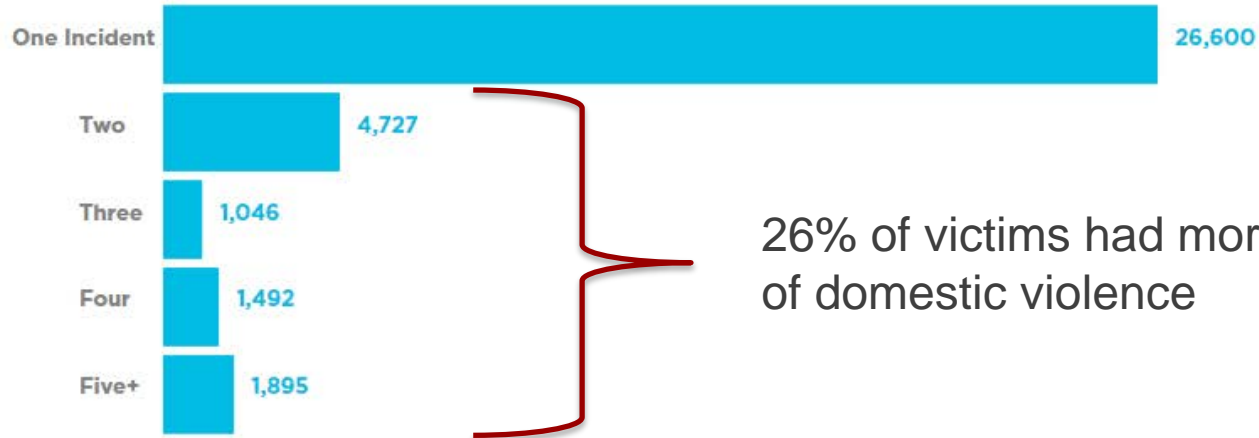
NUMBER OF REFERRALS BY TYPE OF NEED FOR DOMESTIC VIOLENCE CALLERS 2016





Domestic Violence Dashboard

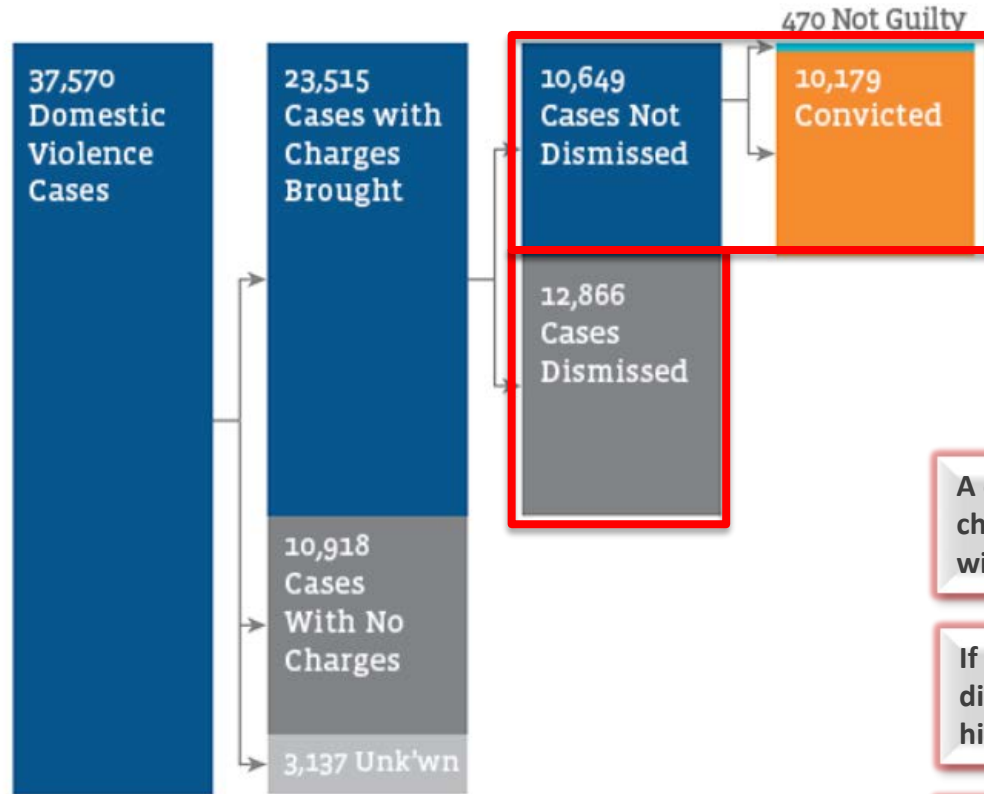
PEOPLE THAT WERE VICTIMS OF ONE OR MORE INCIDENTS BETWEEN 2009 AND 2016



26% of victims had more than one incident of domestic violence

*An incident is any time an individual appears as a victim in any dataset, including police reports, protective orders, IMPD Victim Assistance and criminal court records.

How DV Cases Progress Through Court

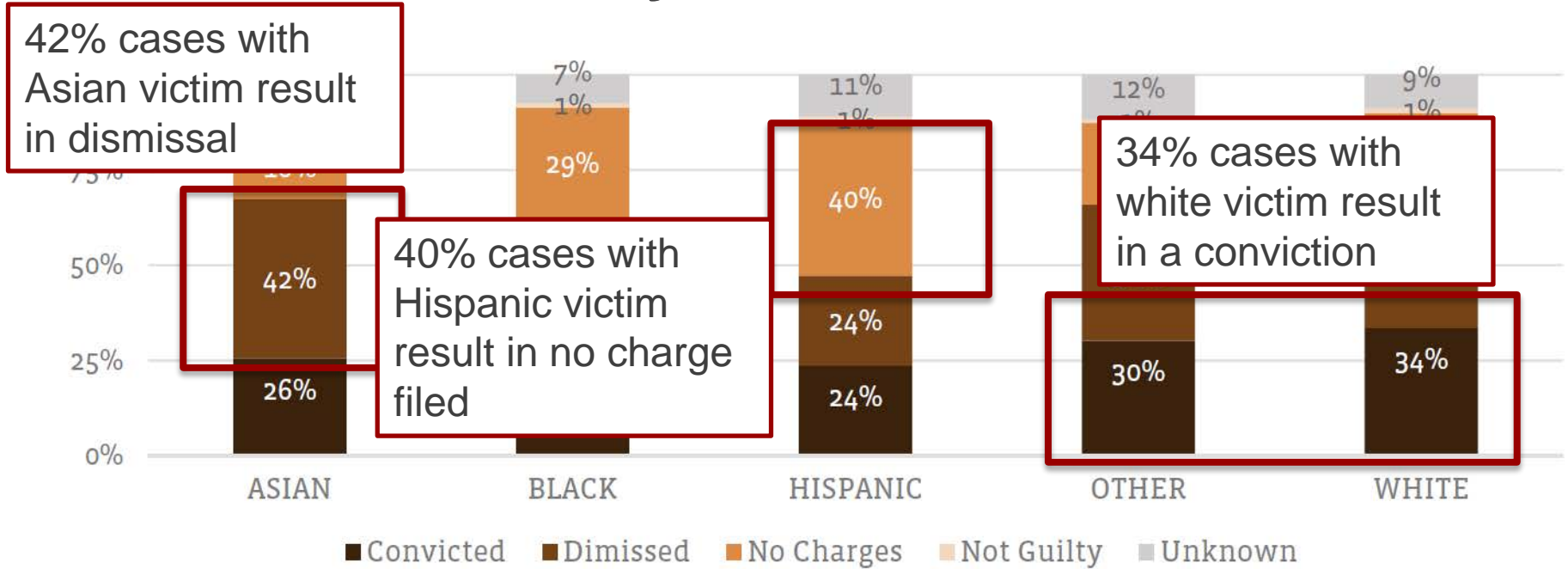


A common reason for charge dismissal is lack of witness cooperation.

If charges are filed and not dismissed a conviction is highly likely (96%).

90% of convictions are plea agreements.

Case Outcomes by Race of Victim



Source: Marion County Prosecutor's Office, 2009-2015



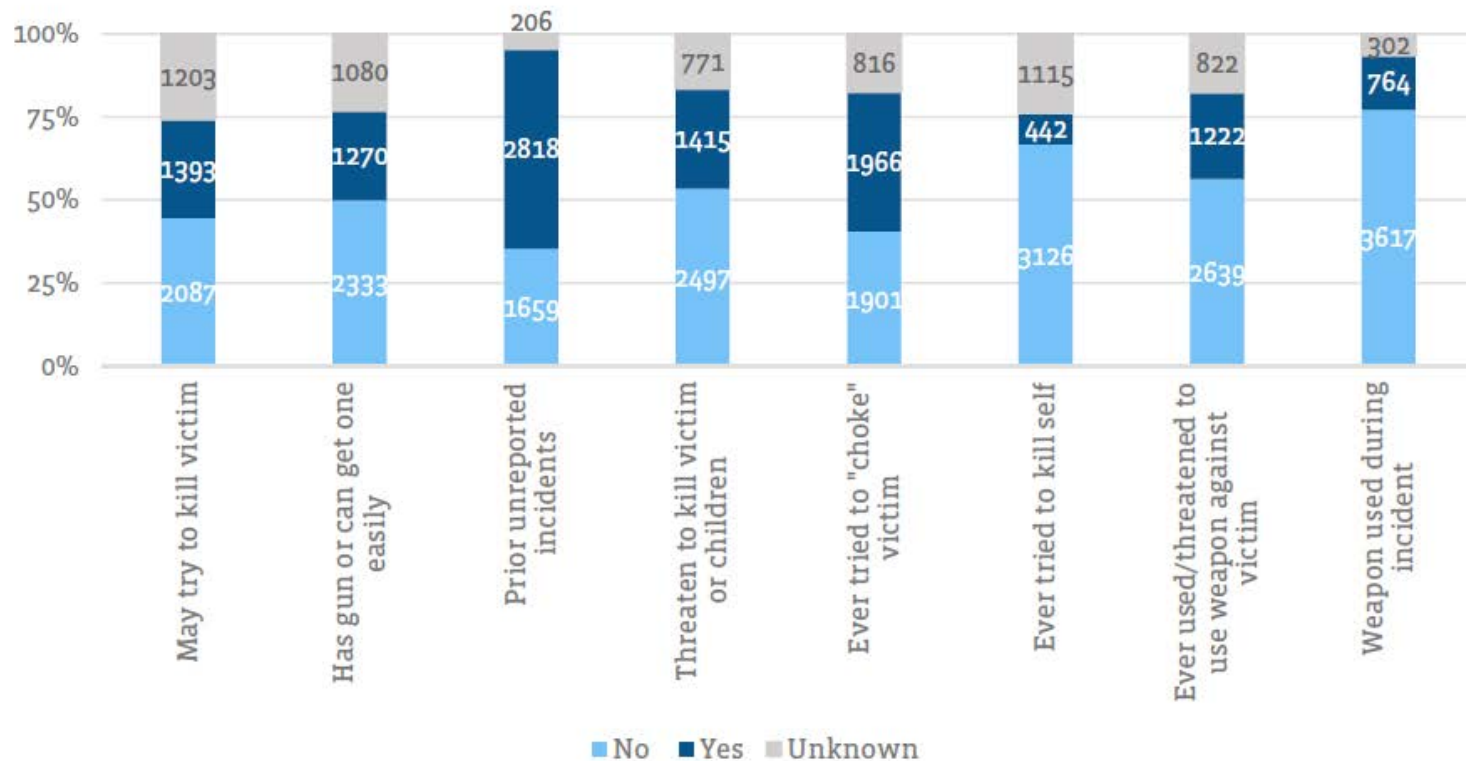
Targeted Initiatives – Do they Work?

Baker One Initiative

1. IMPD Program that targets high-risk perpetrators and collects special data for cases where domestic violence is suspected.
2. List maintained of high-risk offenders
3. Electronic data collection began in 2013
4. Collected information on 2,716 DV cases in 2013 and 4,805 in 2016 (data collection increased 77%)



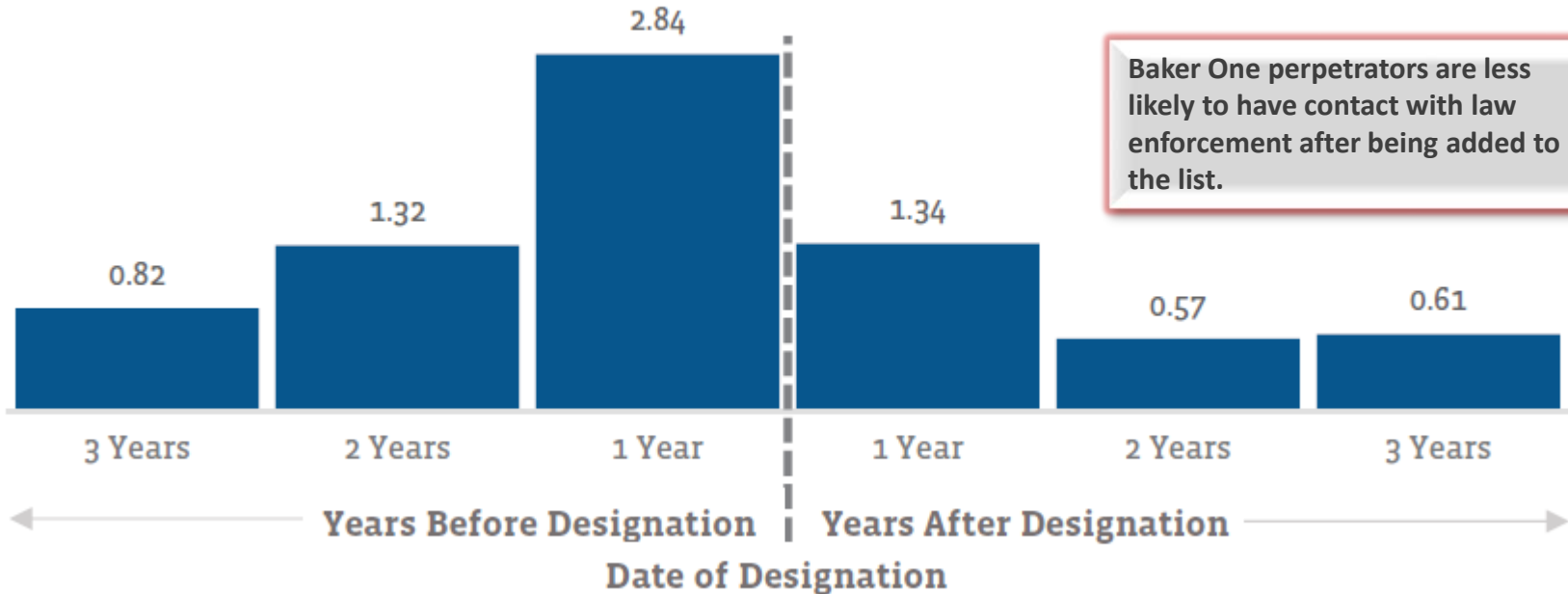
Baker One – Lethality Factors





Baker One – High Risk Offenders

Number of Arrests Before and After Designation



Baker One perpetrators are less likely to have contact with law enforcement after being added to the list.

www.indydvdata.org

www.savi.org

Sharon Kandris
Associate Director
The Polis Center at IUPUI
skandris@iupui.edu



IUPUI

FULFILLING *the* PROMISE